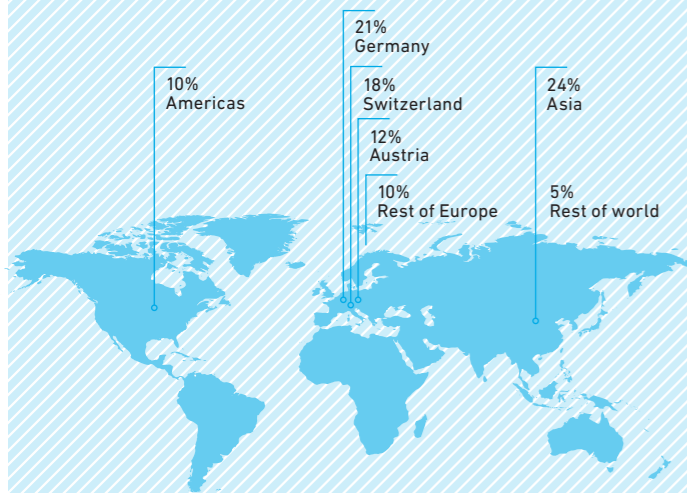


Our Corporation

GF comprises three divisions: GF Piping Systems, GF Automotive, and GF Machining Solutions. Founded in 1802, the Corporation is headquartered in Switzerland and is present in 34 countries with 136 companies, 57 of them production facilities. Its 15'835 employees generated sales of CHF 4'150 million in 2017. GF is the preferred partner of its customers for the safe transport of liquids and gases, lightweight casting components, and high-precision manufacturing technologies.

Employees by region
100% = 15'835

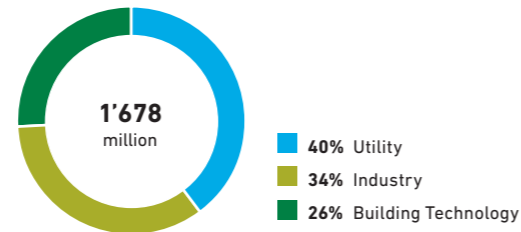


GF Piping Systems

GF Piping Systems is a leading supplier of piping systems made of plastics and metal. The division focuses on system solutions, high-quality components for the safe transport of water, chemicals, and gas, as well as corresponding services. The product portfolio of fittings, valves, pipes, automation, and jointing technologies covers all applications of the water cycle.

GF Piping Systems supports customers in the fields of utility, industry, and building technology in over 100 countries through its own sales companies and representative offices. The division operates several research and development centers as well as more than 30 production sites in Europe, Asia, and North and South America.

Sales per segment
in CHF



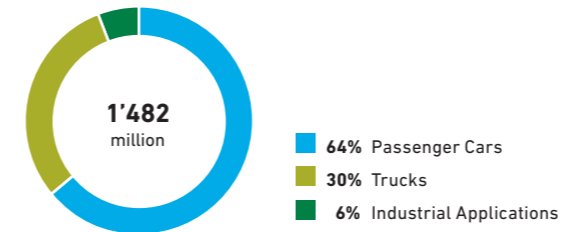
CHF million	2017	2016
Order intake	1'718	1'488
Sales	1'678	1'494
Sales growth %	12.3	5.4
Organic growth %	12.1	5.0
EBITDA	245	214
EBIT	189	162
Return on sales (EBIT margin) %	11.3	10.8
Invested capital (IC)	671	669
Return on invested capital (ROIC) %	22.9	20.6
Number of employees	6'764	6'507

GF Automotive

GF Automotive is a technologically pioneering development partner and manufacturer of lightweight casting solutions and systems made of aluminum, magnesium, and iron for the global automotive industry as well as for industrial applications. The highly complex lightweight solutions contribute significantly to making modern vehicles lighter as well as to reducing CO₂ emissions.

GF Automotive manufactures at 13 production sites in Germany, Austria, Romania, China, and the USA. It also has sales offices in these countries, as well as in Switzerland, Italy, Korea, and Japan. The research and development centers with globally recognized lightweight expertise are located in Schaffhausen (Switzerland) and Suzhou (China).

Sales per segment
in CHF



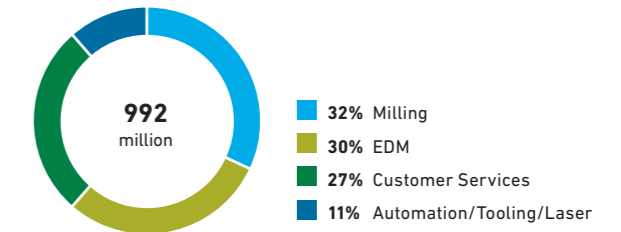
CHF million	2017	2016
Order intake	1'527	1'346
Sales	1'482	1'335
Sales growth %	11.0	1.1
Organic growth %	8.9	-0.3
EBITDA	158	161
EBIT	93	100
Return on sales (EBIT margin) %	6.3	7.5
Invested capital (IC)	481	397
Return on invested capital (ROIC) %	19.5	23.1
Number of employees	5'738	5'047

GF Machining Solutions

GF Machining Solutions is one of the world's leading providers of complete solutions to the tool and mold making industry and to manufacturers of precision components. The portfolio includes milling, wire cutting and EDM machines as well as spindle systems, laser texturing, additive manufacturing, as well as automation and digitalization solutions. The key customer segments are the aerospace, ICT, medical, and automotive industries.

GF Machining Solutions is present in more than 50 countries with its own sales companies. In addition, the division operates production facilities and research and development centers in Switzerland, in the US, in Sweden, and China.

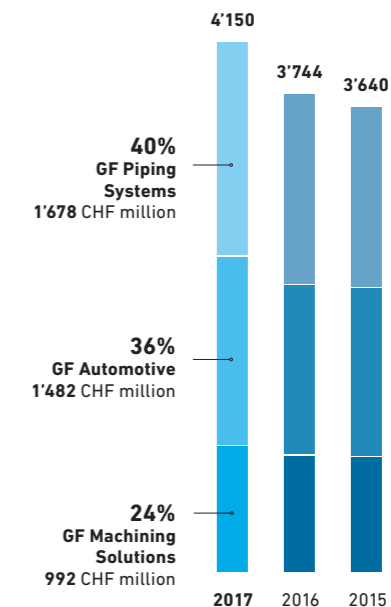
Sales per segment
in CHF



CHF million	2017	2016
Order intake	1'030	917
Sales	992	916
Sales growth %	8.3	1.6
Organic growth %	7.4	-0.3
EBITDA	96	77
EBIT	82	62
Return on sales (EBIT margin) %	8.3	6.8
Invested capital (IC)	269	261
Return on invested capital (ROIC) %	24.1	18.3
Number of employees	3'255	3'102

Key figures

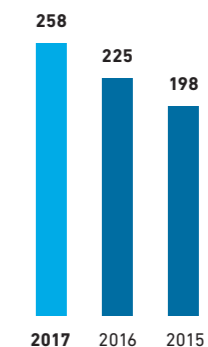
Sales
in CHF million



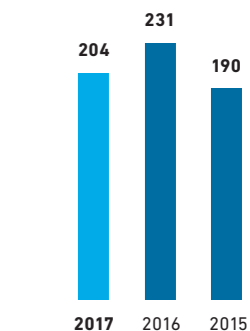
EBIT
in CHF million



Net profit
in CHF million



Free cash flow before
acquisitions/divestitures
in CHF million



Facts and figures 2017

At a glance

Driving
profitable
growth

Georg Fischer Ltd
Amsler-Laffon-Strasse 9
8201 Schaffhausen
Switzerland

Phone: +41 (0) 52 631 11 11
www.georgfischer.com

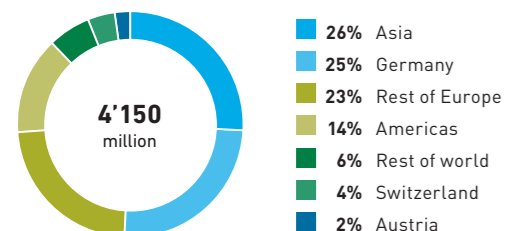


Online Annual Report 2017

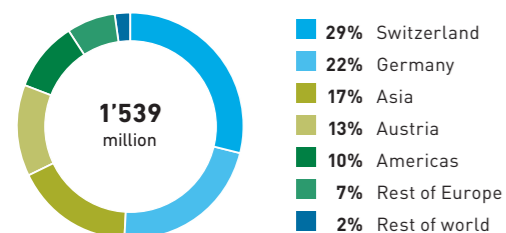
Find out more about financial figures, information on GF's strategy and business segments on www.annualreport.georgfischer.com/2017/en



Sales by region
in CHF



Gross value added by region
in CHF



CHF million	2017	2016
Order intake	4'274	3'749
Sales	4'150	3'744
Sales growth %	10.8	2.9
Organic growth %	9.8	1.8
EBITDA	491	443
EBIT	352	311
Net profit	258	225
Free cash flow before acquisitions/divestitures	204	231
Return on sales (EBIT margin) %	8.5	8.3
Invested capital (IC)	1'466	1'333
Return on invested capital (ROIC) %	20.3	19.3
Number of employees	15'835	14'808